

## Caboolture Bridge Club On-Line Tournaments

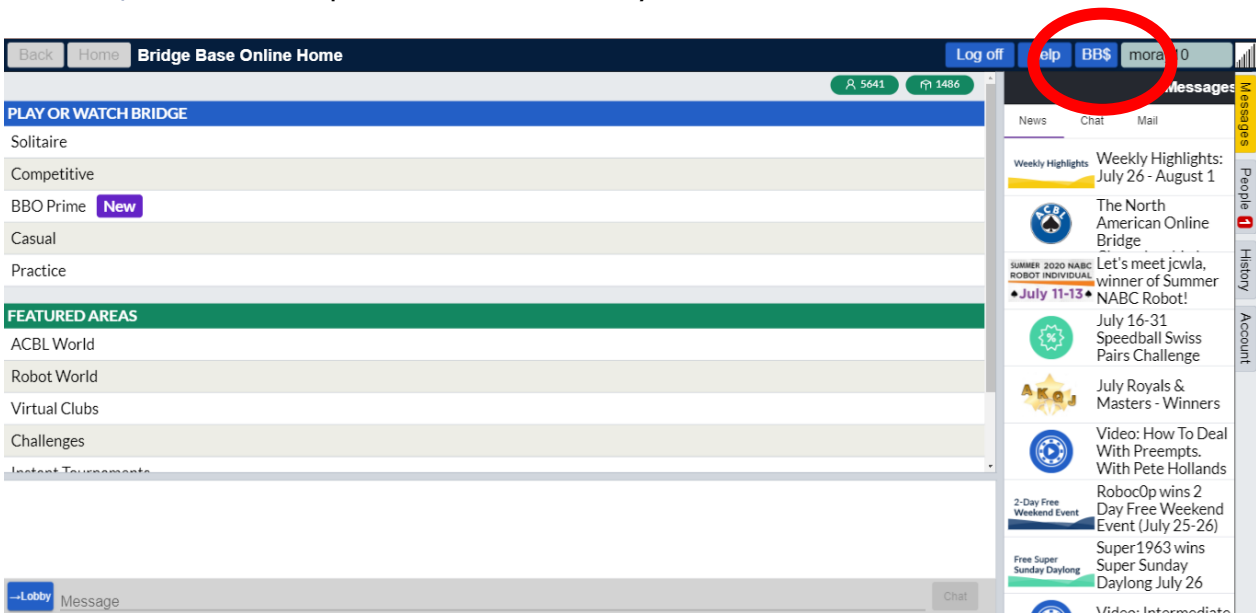
### **BREAKING NEWS!!**

To play in our BBO tournaments from August 7<sup>th</sup> you will need to:

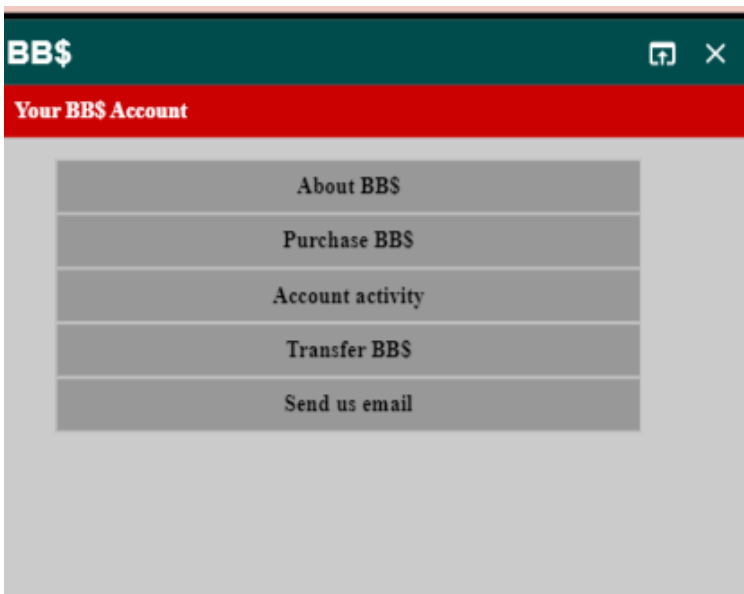
1. Purchase BBO\$
2. Advise the ABF of your BBO User Name if you wish to be credited with masterpoints earned from these tournaments.

### **To Buy Bridge Base Online \$'s:**

Go to the BBO website and click on the **BB\$** icon on the top RHS, or login to BBO and click on the blue **BB\$** icon on the top RHS of the BBO lobby screen.



You will then be taken to your BB\$ Account screen where you can purchase BB\$'s.



Players may purchase BB\$ on the BBO website – using a credit card or PayPal.

[Start over](#) Bridge Base Online - **Purchase BB\$** [support@bridgebase.com](mailto:support@bridgebase.com)

Use this screen to purchase **BB\$** with a credit card. **BB\$ are not refundable, not withdrawable.** Please read the [Details...](#) as we have changed the Expiration Period effective December 1st, 2019.

Contact [accounting@bridgebase.com](mailto:accounting@bridgebase.com) for accounting issues.


**Notice: As of July 15, 2019 we have been collecting sales tax in NY, MA, and WA.** [Click here](#) for more information.

We need your BBO username and password to purchase via credit card.

**Pay with a credit card**

BBO username


Password



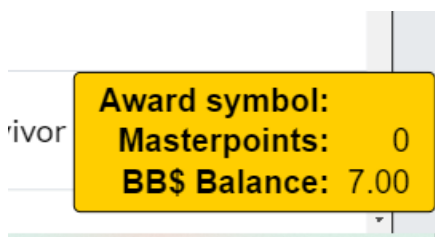
**Pay with PayPal**

Want to pay with your paypal account?

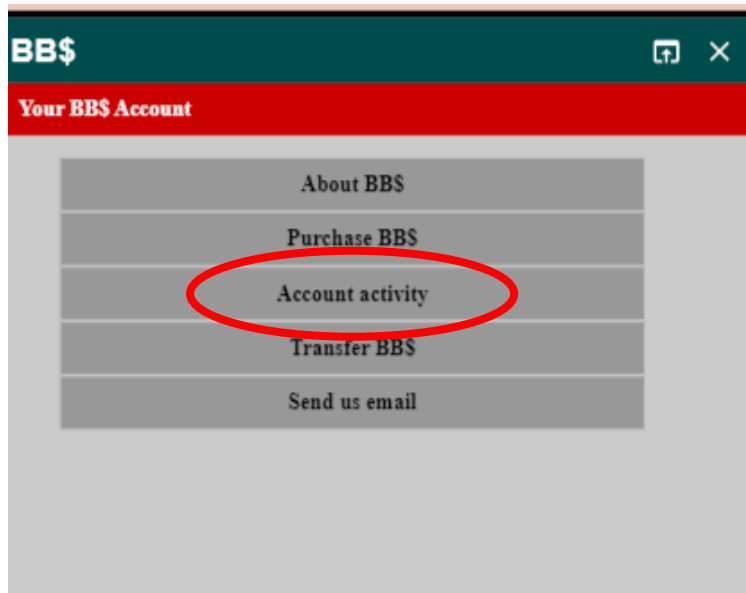
[Click here to pay with PayPal](#)



The most efficient way to manage BB\$ is to purchase a block - eg 20AUD.  
A yellow tab on the log-on page shows your BB\$ credits.



Check your account activity to see all transactions.

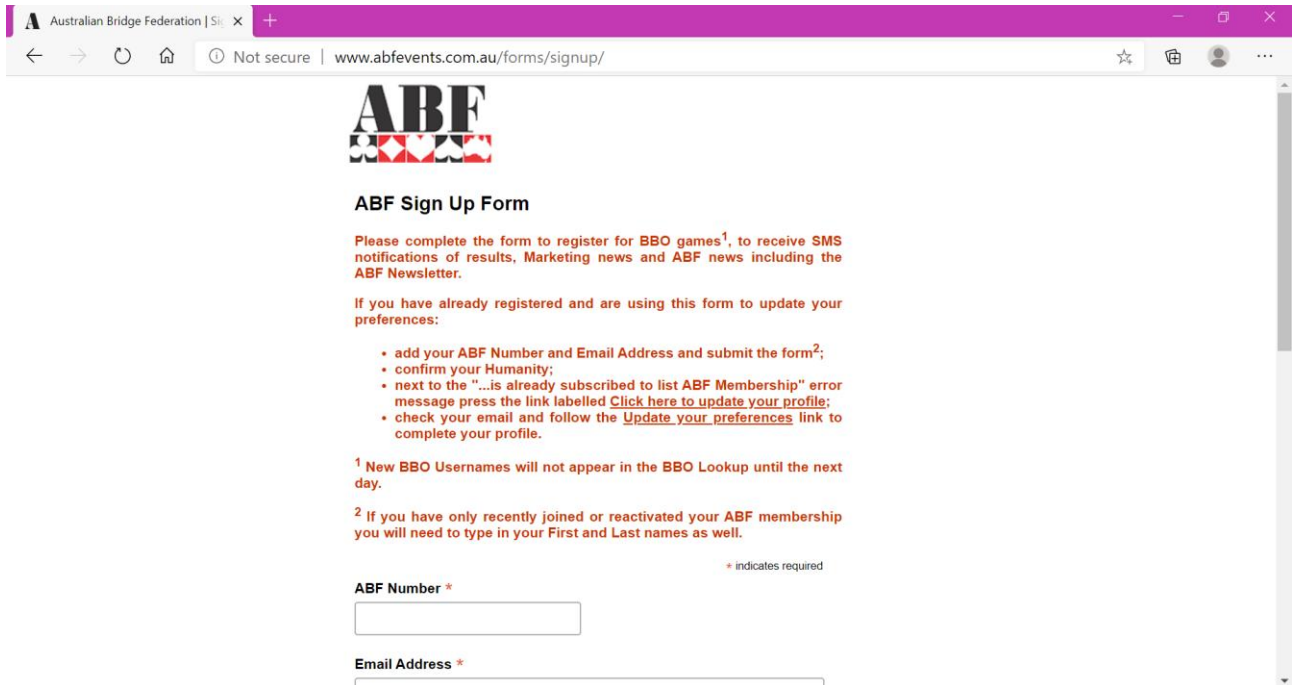


When you play in a tournament the BBO fee is automatically deducted from your BB\$ credit.  
The fee per tournament is 3 BB\$ (5AU\$ at the present time. It can vary with the exchange rate.)

## **To register your BBO Username with the ABF:**

**Access the ABF Signup web page using the following link:**

<http://www.abfevents.com.au/forms/signup/>



The screenshot shows a web browser window with the URL [www.abfevents.com.au/forms/signup/](http://www.abfevents.com.au/forms/signup/). The page features the ABF logo at the top, which consists of the letters 'ABF' in a bold, serif font above a decorative border of bridge cards. Below the logo is the heading 'ABF Sign Up Form'. The main text explains that users should complete the form to register for BBO games, receive SMS notifications, and get the ABF Newsletter. It also provides instructions for existing members to update their preferences. A list of requirements includes adding an ABF Number and Email Address, confirming humanity, and checking for updates. Two footnotes provide additional details: footnote 1 states that new BBO usernames will not appear in the BBO Lookup until the next day, and footnote 2 states that recently joined or reactivated members must type their first and last names. At the bottom, there are two input fields: 'ABF Number \*' and 'Email Address \*', with a small asterisk indicating required fields.

Fill in the required fields and click **SUBMIT**.

## **To register for Sessions:**

Please note that from Friday 7<sup>th</sup> August you will need to select **ALL Tournaments** (instead of Free Tournaments) to register for the session. The tournament will no longer be listed as Cabbri. It is now **Caboulture Bridge Club**.

Should you experience difficulty registering your username or purchasing BB\$'s please contact:

Noreen Weyling      0438 021 041  
Jenny Hays            0415 771 278